

# WATER VAPOUR FIREPLACES

INDOOR COLLECTION



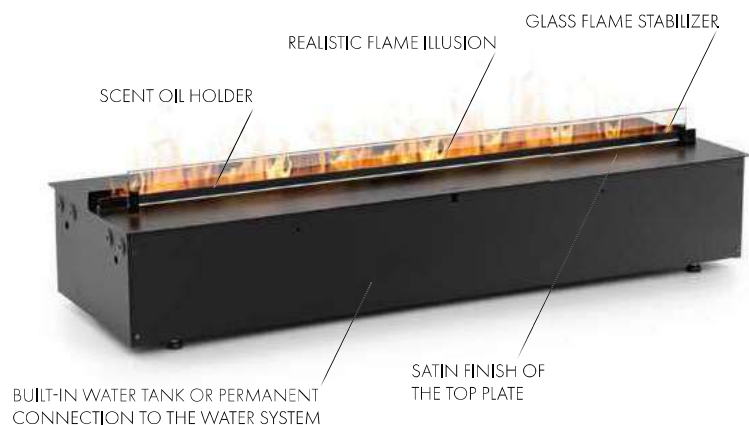
# OPTIMYST® TECHNOLOGY

## DISCOVER WATER VAPOUR TECHNOLOGY FOR FIREPLACES

Optimyst technology is an advanced system that creates a highly realistic flame effect using water vapor. It offers a safe, energy-efficient, and eco-friendly alternative to traditional fireplaces, providing the ambiance of fire without actual combustion.

## HOW DOES IT WORK?

An ultrasonic device produces mist, which is illuminated by the ActiveLED system, simulating real flames. Spectral lenses scatter light allowing for a full spectrum of flame colors and changes in their intensity. Multidimensional steam lighting gives a realistic flame effect, perfectly complementing any interior.



## WHY WATER VAPOUR FIREPLACES?



Easy installation  
with no chimney



Safe touch



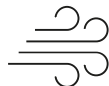
Adjustable flame colors  
(RGB palette)



Controlled by  
mobile app or a remote



Sound of crackling wood



Improves air quality



Up to 10m flameline



Eco-friendly



Cool Flame 1000 Fireplace  
Water vapour Fireplace



# INDOOR WATER VAPOUR INSERT

Net Zero® fireplace with Optimyst® Technology

## COOL FLAME INSERT



### FEATURES

- Removable water tank - easy refilling
- Remote control and mobile app
- Realistic sounds of burning wood
- Flame color in full RGB spectrum
- Flame height regulation
- No heating function
- Finish: black powder coating
- Modular connection - up to 3 units
- Finish: black powder coating
- Technical glass

### OPTIONAL ACCESSORIES

- Decorative logs set
- Additional technical glass (for see-through arrangements)
- RAL top plate painting

## COOL FLAME PRO INSERT







### FEATURES

- Permanent water connection - no need for refilling
- Water filter
- Remote control and mobile app
- Realistic sounds of burning wood
- Flame color in full RGB spectrum
- Flame height regulation
- No heating function
- Finish: black powder coating
- Modular connection - up to 10 units
- Technical glass

### OPTIONAL ACCESSORIES

- Decorative logs set
- Additional technical glass (for see-through arrangements)
- RAL top plate painting

	COOL FLAME 500/1000 INSERT	COOL FLAME PRO 500/1000 INSERT
	1.2 L / 2.4 L	Permanent water connection
	max. 12 h	limitless
	8 kg / 14.5 kg	9 kg / 15 kg
	230 V	



Cool Flame 1000 Insert  
Water vapour fireplace



Cool Flame 1000 Insert  
Water vapour fireplace

# INDOOR WATER VAPOUR INSERT

Net Zero® fireplace with Optimyst® Technology

## COOL FLAME / COOL FLAME PRO FIREPLACE



### FEATURES


- Features of Cool Flame / Cool Flame Pro
- Dedicated casing in 4 installation options:



### OPTIONAL ACCESSORIES

- Decorative logs set
- RAL top plate painting

## COOL FLAME / COOL FLAME PRO SEE-THROUGH FIREPLACE







### FEATURES

- Features of Cool Flame / Cool Flame Pro
- Dedicated casing in 3 installation options:



### OPTIONAL ACCESSORIES

- Decorative logs set
- RAL top plate painting

	COOL FLAME 500/1000 FIREPLACE	COOL FLAME PRO 500/1000 FIREPLACE
	1.2 L / 2.4 L	Permanent water connection
	max. 12 h	limitless
	25 kg / 37 kg	26 kg / 28 kg
	230 V	



Cool Flame 500 Fireplace  
Water vapour Fireplace